

Micro-Thruster System Development for the DECIGO/DPF missions

Ikkoh FUNAKI
ISAS/JAXA

Outline

R&D status of DPF's Micro-Thruster System is provided.

1. Introduction

DPF Spacecraft

2. Objectives

3. System Requirement

Drag-Free System

Requirement/Spec. for Micro-Thrusters

4. System Design and Development Status

Thruster Sub-System

FEEP

Microwave Ion Propulsion

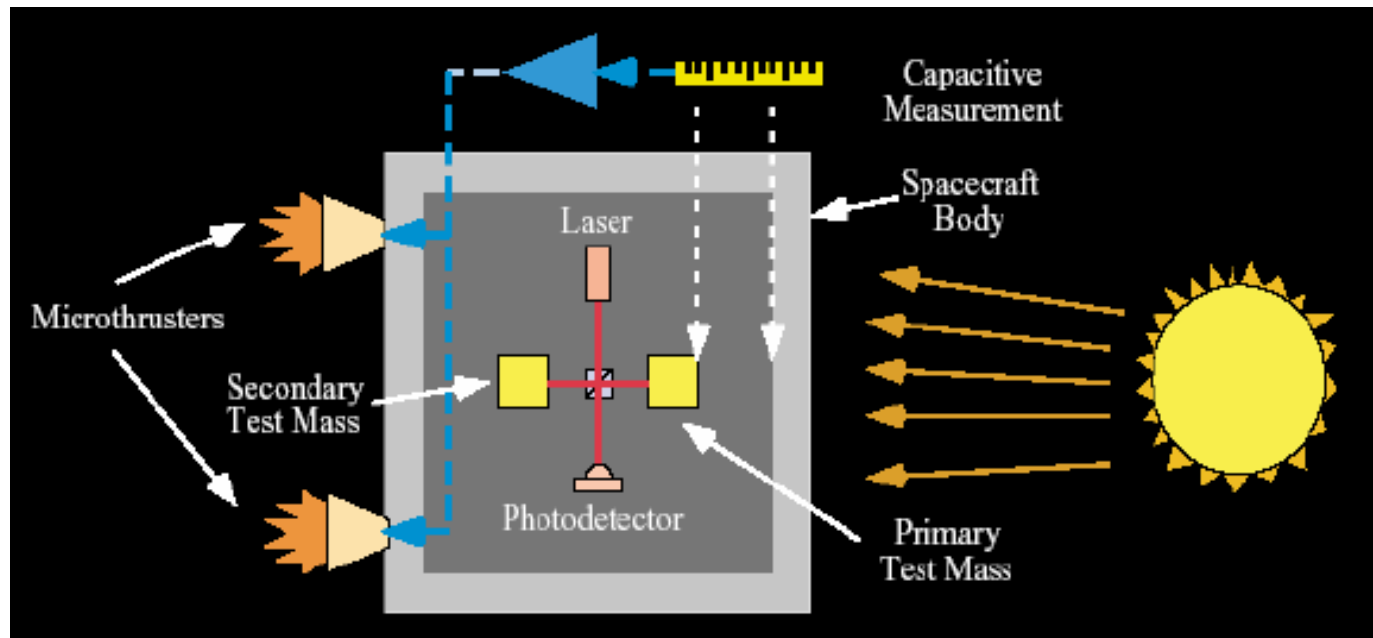
Neutralizer

5. Summary and Future Plan

1. Introduction

Drag-Free Spacecraft

- put spacecraft in purely gravitational orbits for precise gravity measurement or gravitational wave measurement
- non-gravitational forces (radiation pressure, etc.) must be attenuated
- typical thrust level required for drag-free control: $10\sim 100\mu\text{N}$



Principle of Drag-Free Controlled Spacecraft

DPF Satellite

DPF Payload

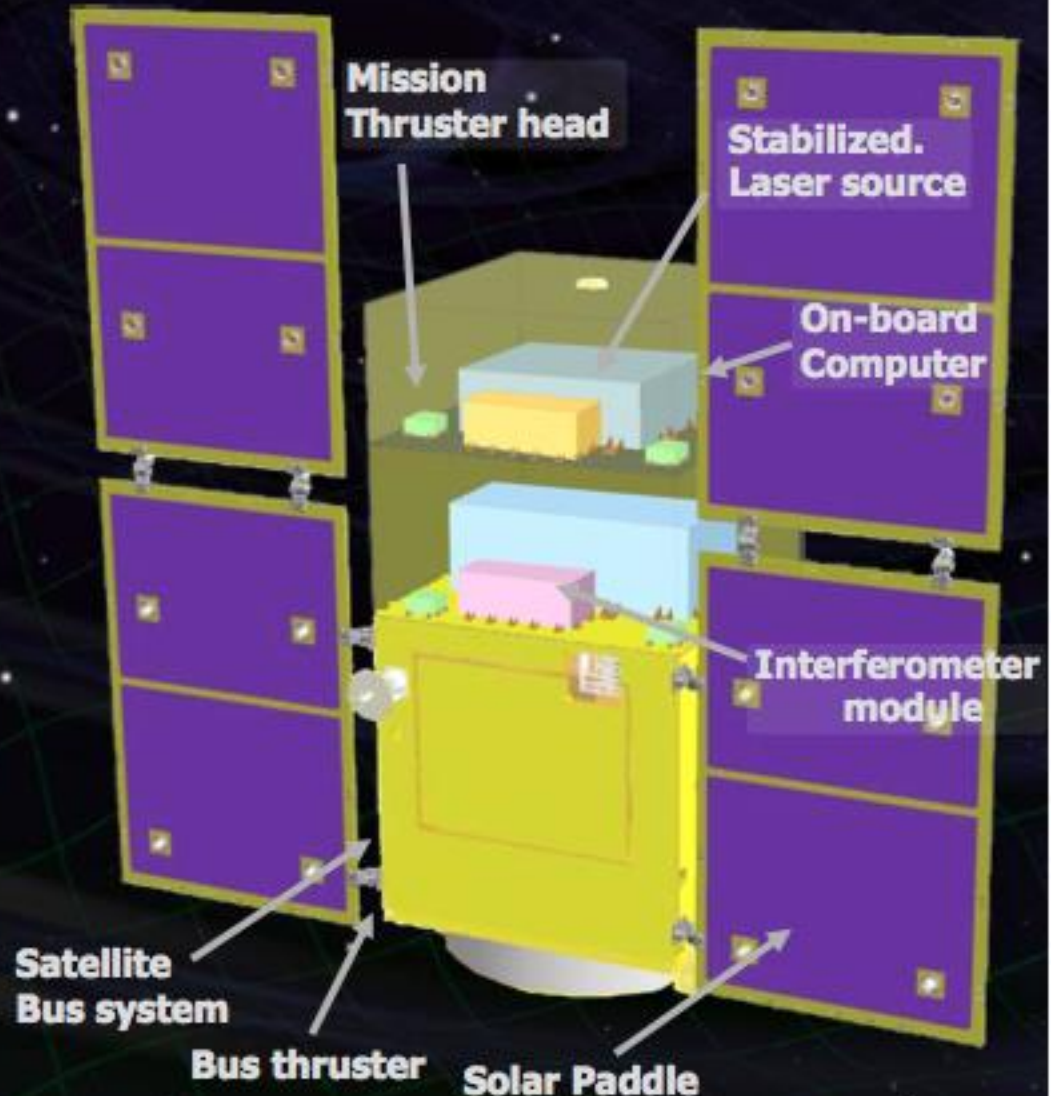
Size : 950mm cube
Weight : 150kg
Power : 130W
Data Rate: 800kbps
Mission thruster x10

Power Supply
SpW Comm.

Satellite Bus

(Standard bus' system)

Size :
950x950x1100mm
Weight : 200kg
SAP : 960W
Battery: 50AH
Downlink : 2Mbps
DR: 1GByte
3N Thrusters x 4

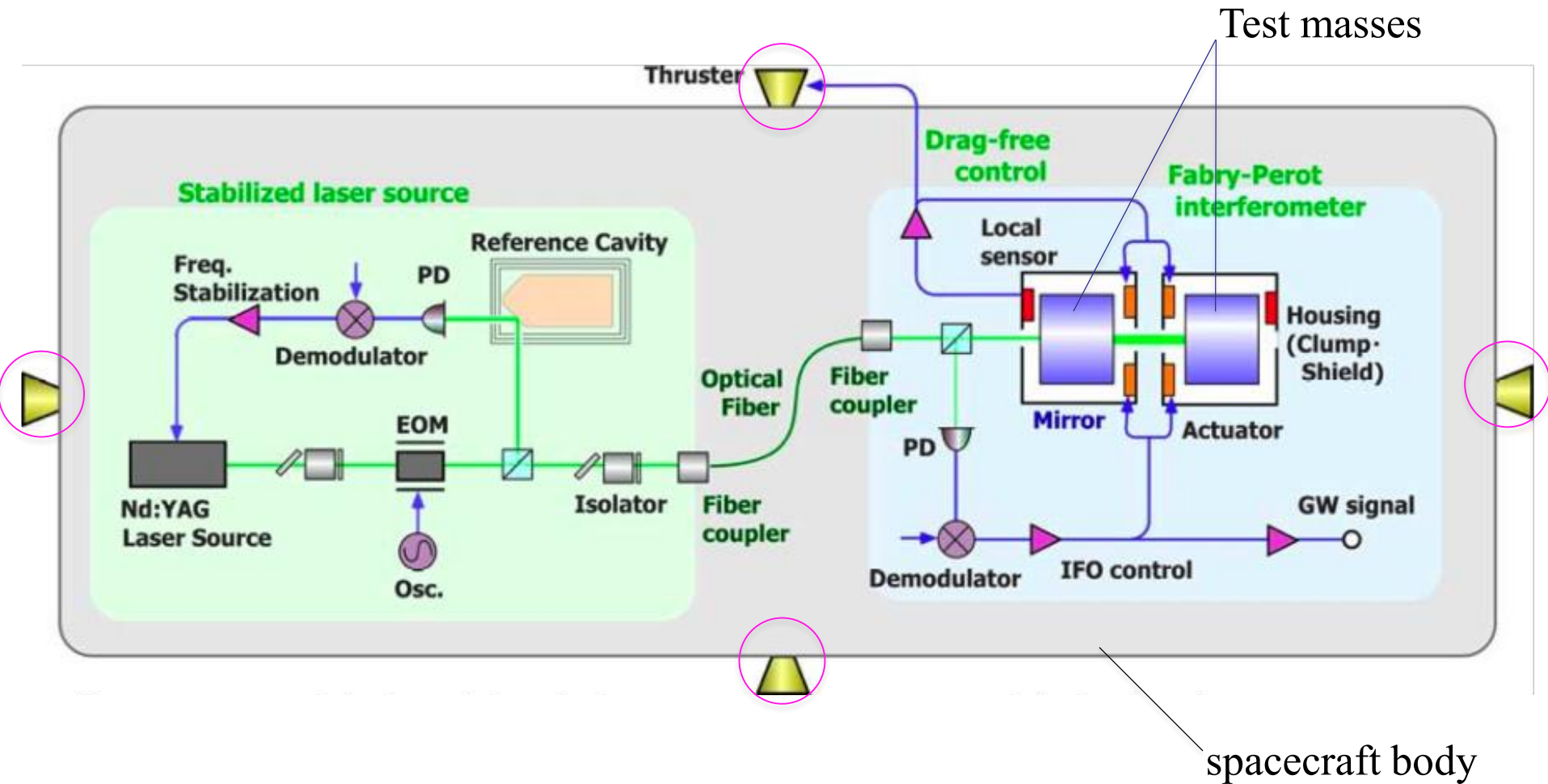


2. Objectives

- to specify the requirement of a micro-thruster system for the DPF's drag-free system
- to provide a design of a micro-thruster system for DPF
- to summarize the development status of micro-thrusters for DPF

3. Requirement for DPF's Micro-Thruster System

Drag-Free System of DPF Satellite

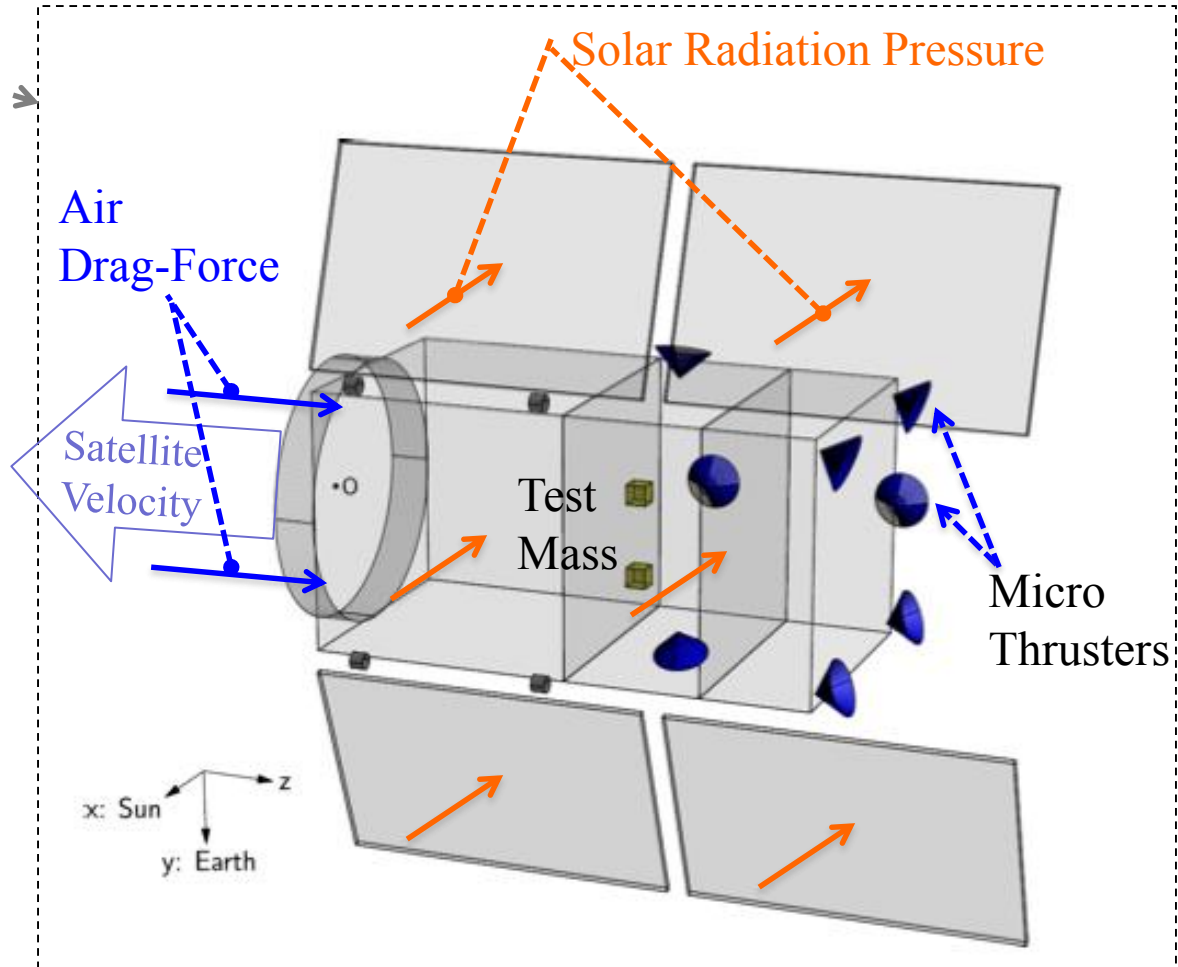


Orbit and Attitude Control of DPF Satellite



Altitude=500 km

**Sun Synchronous
Polar Orbit**



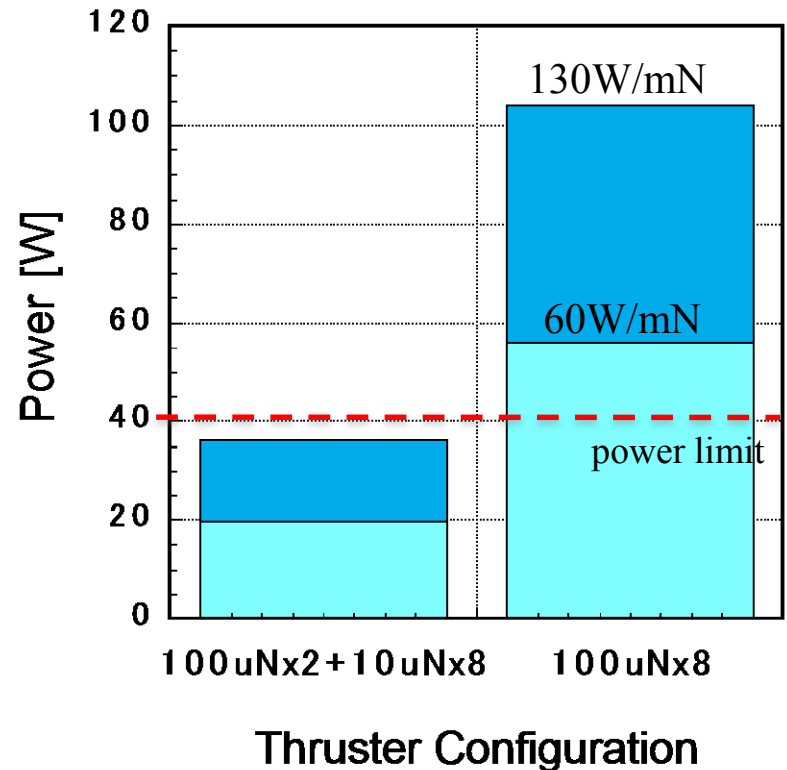
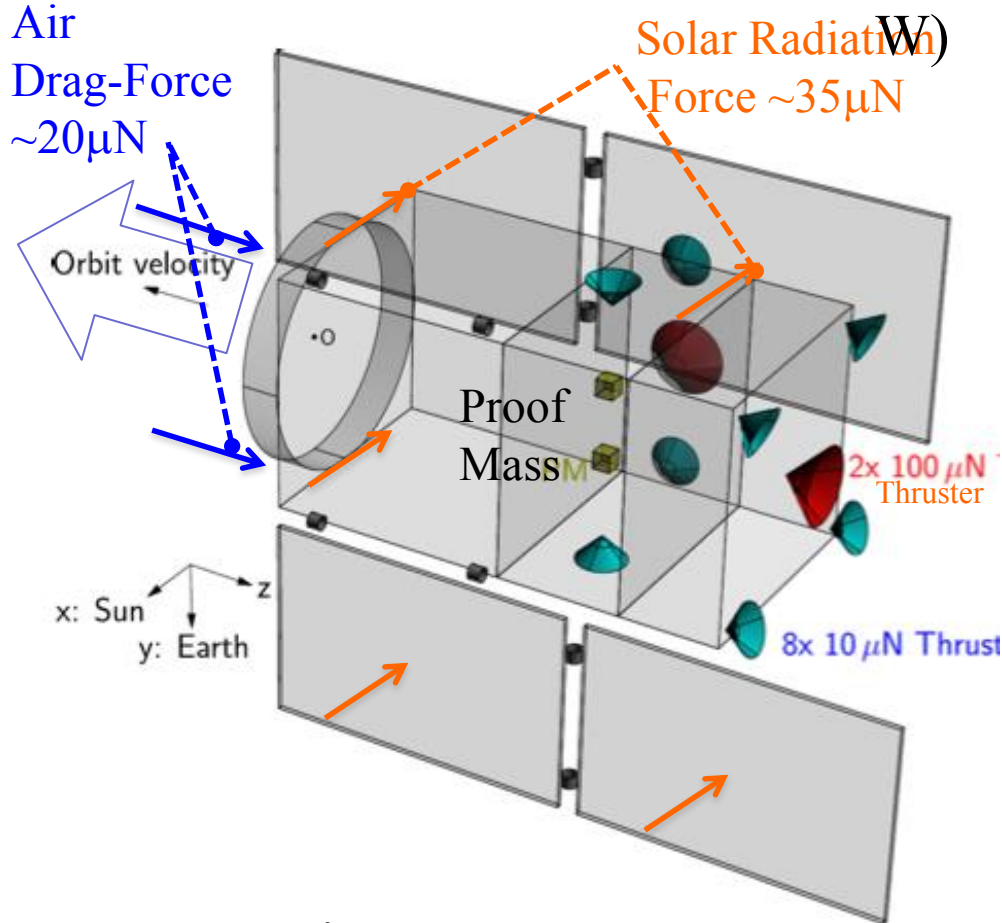
**Disturbance Forces on DPF and
Cancellation by Micro Thrusters**

Requirement for DPF's Micro-Thrusters

1. very low thrust level (up to $100 \mu\text{N}$) in comparison with standard RCS thrusters ($1\sim 10 \text{ N}$)
2. wide-range throttling capability ($0.5\text{-}100 \mu\text{N}$)
3. fine ($0.1 \mu\text{N}$) and fast (10 Hz) control of thrust level
4. low thrust noise in a GW observation frequency range of *0.1 to 10 Hz*
5. long life ($\sim 0.5 \text{ year}$)
6. **limited resources (both power and weight)** due to the design of small scientific satellite

Low-power Configurations

Lower-thrust level ($100\mu\text{N}\times 2 + 10\mu\text{N}\times 8$) allows low power operation (<50



DPF Disturbance Forces and Micro-Thruster Configuration

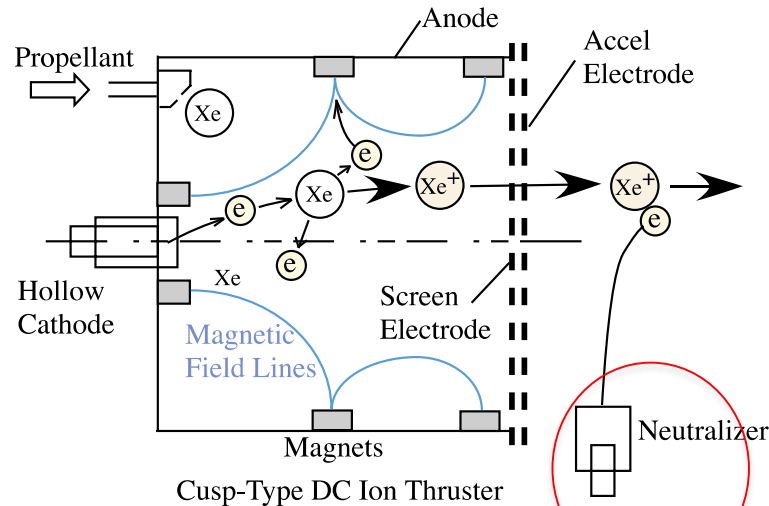
Power Necessary for 10 Micro-Thruster Units

Specification of DPF's Micro-Thruster

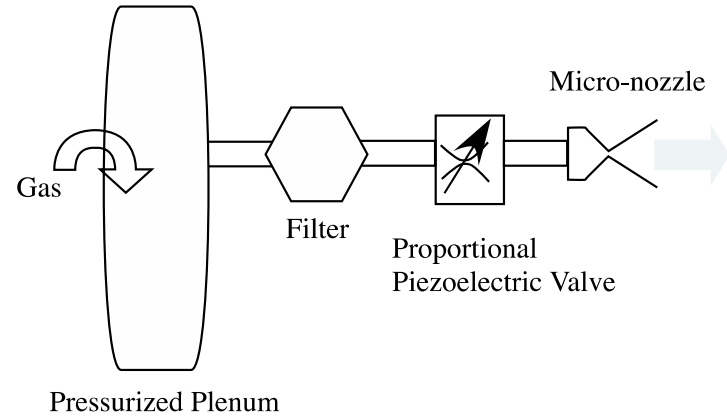
Item	Requirement
Thrust	5-100 μN x 2 units 0.5-10 μN x8 units
Thrust resolution	0.1 μN
Loop control time	10 Hz
Thrust noise	0.1 $\mu\text{N}/\sqrt{\text{Hz}}$
Isp	T.B.D. (>1,000s)
Weight	<40 kg
Power	<58 W
Ope. Time	4,300hrs
Total Unit	10

4. DPF's Micro-Thruster System and Development Status

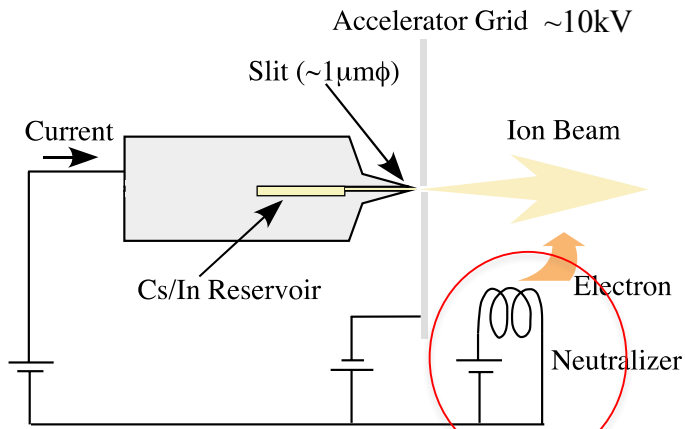
Candidate Micro-Thrusters



a) **Ion Thruster**

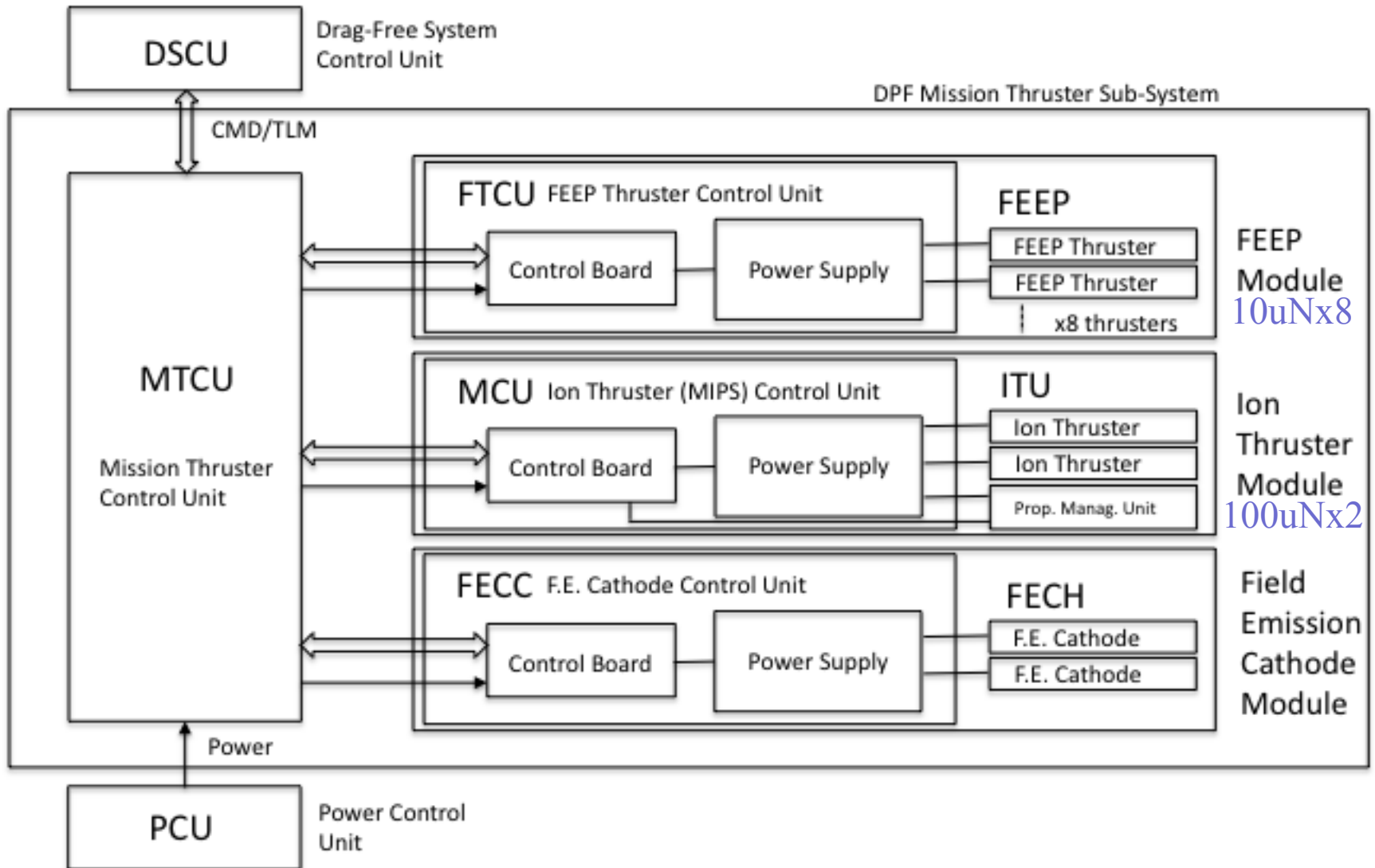


b) **Cold Gas Jet (N₂)**



c) **FEEP**
Field Emission Electric Propulsion

DPF's Micro-Thruster System



Micro Thruster Candidates for DPF



Needle Type FEEP ($\sim 10\mu\text{N}$)
: flight proven



Tokyo Univ.'s Ion ($> 100\mu\text{N}$)
: under development

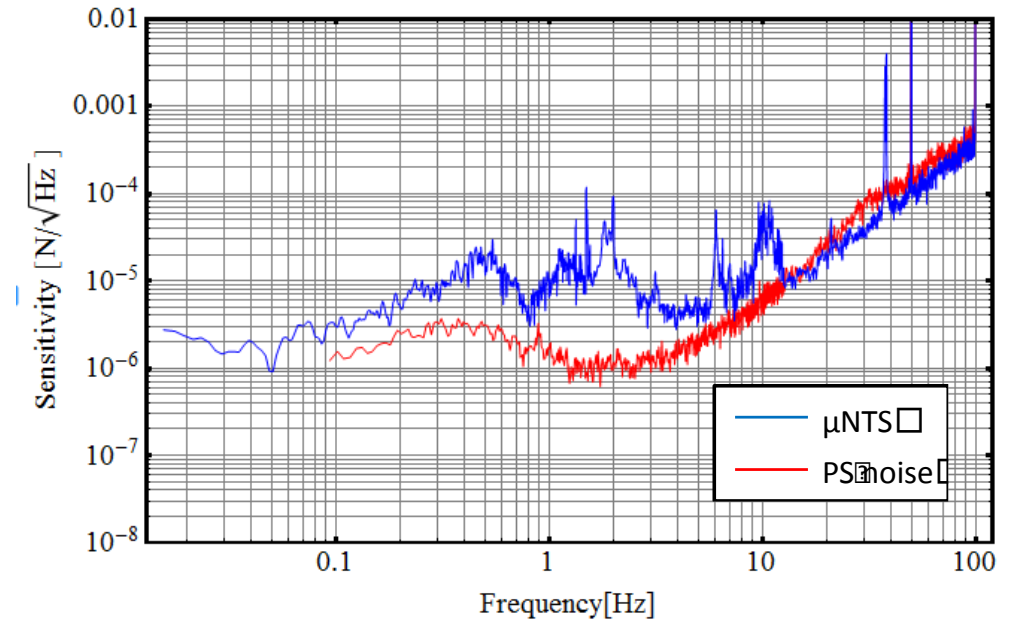
R&D Status of Micro-Thrusters

スラスタ種類		FEEP	Xeイオンスラスタ	電界放出カソード
TRL		9	4	4
主要緒元	推力(1機あたり)	0.1-10 μ N	5-100 μ N	-
	電流値	<1mA	<2mA	<5mA
	推進剤	インジウム, セシウム	キセノン	-
	推力分解能	0.1 μ N	0.1 μ N	-
	推力応答性	0.1ms	0.1s	-
	推力ノイズ	<0.1 μ N/ $\sqrt{\text{Hz}}$	<0.1 μ N/ $\sqrt{\text{Hz}}$	-
	Isp	4000-8000s	>1000s	-
	基数	8	2	2
	サブシステム重量 (推定値)	16.5kg	20kg	3.5kg
	消費電力	16W	38W	4W
	寿命	>4,000h	N/A (>4000hを予測)	>4000h
推力制御方法	加速電圧	加速電圧, 電力, 推進剤流量	-	
海外での開発状況	ARC-Sr (Austria), ALTA(Italy)にて開発 ST7(LISA-Pathfinder)搭載, 2014年以降打ち上げ	Astrium (Germany), NASA JPL等にて開発中	Busek (U.S.A.)にて開発	
国内での開発状況	N/A (民生用イオン源としては 多数の開発実績)	東大で研究開発中	JAXAで研究開発中	

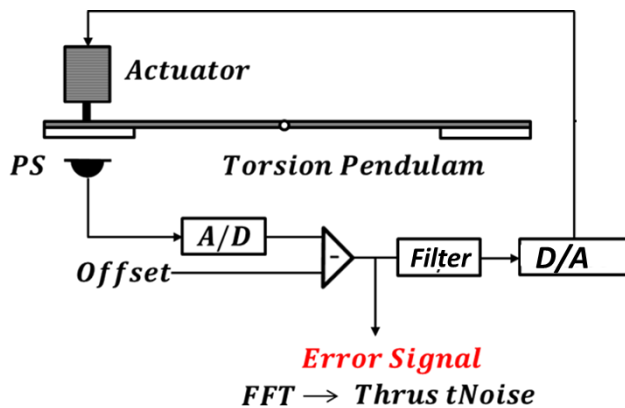
Thrust Stand Development for Qualif. Test



Torsion Balance Thrust Stand



Preliminary Evaluation of Thrust Stand Sensitivity



Thrust Stand Sensor System

5. Summary and Future Plans

Summary

A micro-thruster system for the Japanese formation flying spacecraft (Deci-hertz Interferometer Gravitational Wave Observatory Spacecraft, DECIGO) are being developed.

- A small (~450 kg) scientific satellite to demonstrate drag-free technology in an Sun-synchronous orbit around the earth (altitude ~ 500 km) was conceptually design for the future gravitational wave mission, DECIGO. For drag-free system, thrusters up to 100 μN with a thrust precision of 0.5 μN , low thrust noise (0.1 $\mu\text{N}/\text{Hz}^{1/2}$), and fast response (> 10 Hz) are required.

- Electrostatic micro-thrusters (FEEP, colloid, and ion thrusters) may satisfy the above requirement. For the DPF mission, because available electric power is very severe, two 100 μN thrusters and eight 10 μN thrusters will be employed for the drag-free control.

5. Summary and Future Plans (Cont.)

Future Plan (until Feb. 2014)

- Complete Sub-System Design (including power source etc.)
- Establish Back-up Plan for Thruster
 - 100 μ N Thruster : FEEP (cluster or original), Cold jet
 - 10 μ N Thruster: Cold jet
- Update Thrust Stand Design and its Exp. System

Acknowledgements

Contribution by the DPF thruster team is appreciated:

Microwave Ion Propulsion	Prof. Koizumi (Univ. Tokyo)
FEEP	Prof. Nakayama (NDA)
Gas Jet	Prof. Horisawa (Tokai Univ.)
Field Emission Cathode	Dr. Ohkawa (JAXA)
Thrust Stand	Prof. Sato (Hosei Univ.)
	Mr. Higashiura (Hosei Univ.)

This research is partly supported by the Japan Aerospace Exploration Agency. I appreciate many efforts by the members of the DPF working group, in particular, the thruster/drag free subsystem groups, Dr. Seiji Kawamura and Dr. Masaki Ando who are leading the working group.